



Kansas State Board of **NURSING**

Fiscal Year 2021 Annual Report

(July 1, 2020 – June 30, 2021)

Message from the Executive Administrator

Welcome to the Kansas State Board of Nursing
Annual Report for FY 2021.



FY 21 continued to be a year with challenges. We, along with everyone, continued to respond to the COVID-19 pandemic and it was our second year in the Nurse Licensure Compact. One of our goals was to maintain good communication with our licensees and our customers about any changes. Each division in the agency continued to explore ways to increase their efficiency. The agency has made some positive changes to increase the efficiency of our agency and provide better service to our licensees and customers. We hope you find the information included in this annual report helpful.

If you have feedback, I can be contacted at: carol.moreland@ks.gov.

Carol Moreland, MSN, RN



The mission of the Board of Nursing is to assure the citizens of Kansas safe and competent practice by nurses and mental health technicians.

KANSAS STATE BOARD OF NURSING STAFF

7/1/20 – 6/30/21

Administration:

Carol Moreland, MSN, RN, CPM, Executive Administrator
Adrian Guerrero, CPM, Director of Operations
Jill Simons, Executive Assistant
Jessica McGrew, Senior Administrative Assistant

Education:

Janelle Martin, MHSA, RN, Nursing Education Compliance Officer
Chelsey Stephenson, Education Specialist, C.N.E.
Vacant, Senior Administrative Assistant

Discipline:

William Skepnek, Assistant Attorney General
Rachel Kenney, Assistant Attorney General
Megan Hughes, Senior Administrative Assistant

Investigative:

Linda Davies, BSN, RN, Practice Specialist
Victoria Bond, Administrative Specialist
Ruth Humbert, RN, Investigator
Kevin Wade, BSN, RN, Investigator
Debra Quintanilla, RN, CPM, Investigator
Mickie Walker, BSN, RN, Investigator
Beth Peters, MSN, RN, Investigator
Nicki Snodgrass, BSN, RN, Investigator
Evan Faulkner, Special Investigator
Vacant, Investigator

Licensure:

RaeAnn Byrd, CPM, Licensing Supervisor
Karen McGill, Senior Administrative Assistant
Barbara Bigger, Senior Administrative Assistant
Jackie Mercer, Senior Administrative Assistant
Vacant, Senior Administrative Assistant

Information Technology:

Anthony Blubaugh, Applications Developer III
Kolton Colhouer, eGov Support Analyst/Technology Support Consultant

ADMINISTRATION

Implementation of the Nurse Licensure Compact

FY 21 was the second year of the implementation of the Nurse Licensure Compact (NLC) in Kansas. LPNs and RNs who reside in Kansas have the option to obtain a multistate nursing license if they choose and meet the eleven uniform licensure requirements. Applicants also have the choice of a single state nursing license. Licensees who currently hold a nursing license in Kansas can continue to have a single state license or apply for a conversion to a multistate nursing license. The full financial impact of implementing the NLC was not known for two-years after implementation (end of FY 21). It was estimated revenue would be decreased due to the loss of renewal applications for licensees that held a multistate license from another member state of the NLC. The number of member states in the NLC continued to grow as more states implement the NLC. At the end of FY 21, 38 states and one U.S. Territory have implemented the NLC. More states are putting forth legislation to join the NLC. The pandemic has shown the importance of mobilizing nurses rapidly to areas of need. The multi-state nursing license makes this possible. At the end of FY 21 we have issued 9,711 RN multistate and 1,090 LPN multistate licenses.

Response to the COVID-19 Pandemic

The COVID-19 pandemic continued throughout all of FY 21. The three top priorities identified at the start of the pandemic continued to be in place: 1) Keep the employees safe and decrease their chance of exposure in the workplace, 2) All employees keep their jobs in an uncertain time and 3) Keep the functions of the agency continuing during the pandemic (this will be possible by keeping employees safe and healthy and keep all employees). 70% of our employees continued to work remotely through FY 21. Our agency remained open to the public.

The extension of the expiration deadline for any license in good standing to 90 days following the termination of the State of Disaster Emergency continued throughout all of FY 21 due to the statewide State of Disaster Emergency being extended several times during FY 21. There was the need for communication with licensees and employers each time it was extended again. The information was also kept current on our website.

The quarterly KSBN Committee and Board meetings were held virtually during FY 21. Observers of the meetings had the option of watching the meetings live on YouTube. Recordings of the meeting are placed on our website after the meetings have ended. There continue to be challenges for the Board of Nursing but progress forward has continued during FY 21. The staff has demonstrated tremendous flexibility and teamwork during this time. Thank you for the support of everyone during this unprecedented time! We are very proud and grateful to the nurses who have been on the frontlines of this pandemic providing care during very difficult times. They are our heroes!

PERFORMANCE METRICS

Objective 1: Process licensure applications accurately and in a timely manner

Performance measures for objective 1: 95% of licensure applications will be processed within three business days after receipt of all required information and entered accurately into the licensing database.

1. Percentage of renewal applications	100%
2. Percentage of initial through examination applications	100%
3. Percentage of reinstatement applications	100%
4. Percentage of endorsement applications	100%
5. Percentage of advanced practice applications	100%
6. Percentage of licensure application information entered accurately	99.9%

Objective 2: Oversee nursing programs, which includes surveying each nursing program once every 5 - 10 years and receiving an annual report from each nursing program

Performance measures for objective 2:

100% of the nursing programs will be surveyed as per schedule
100% of the nursing programs will submit an annual report

1. Percentage of nursing program surveyed per schedule	88%
<i>Note: Some nursing programs were unable to be surveyed because of the COVID-19 pandemic that resulted in closure of school campuses and travel restrictions put in place</i>	
2. Percentage of nursing programs submitting an annual report as per regulation	100%

Objective 3: Oversee approved continuing education providers, which includes receiving an annual report from the long-term continuing nursing education providers, five-year renewal applications from long term continuing education providers and applications for single nursing continuing education providers are reviewed in a timely manner.

Performance measures for objective 3:

80% of long-term continuing nursing education providers submit an annual report
80% of long-term continuing nursing education providers submit five-year renewals as per schedule

1. Percentage of long-term continuing nursing education providers submitting an annual report	92%
2. Percentage of long-term continuing nursing education providers submitting five-year renewals as per schedule	100%
3. Percentage of applications for single nursing continuing education providers reviewed within two weeks of receiving	100%

Objective 4: Investigate reported complaints in a timely manner and decrease unlicensed individuals from practicing
Performance measures for objective 4:

Professional staff will review 90% of complaints received in agency within two weeks of date received in agency
60% of investigations will be completed within nine months of opening the case

Number of unlicensed individuals practicing nursing will decrease

1. Number of complaints received in agency and reviewed by Professional Staff	419
2. Percentage of complaints received in the agency that are reviewed by Professional Staff within two weeks of date received	7% (see note below)
3. Number of investigations opened	597
4. Number of nurses practicing without a current nursing license	44
5. Number of individuals presenting themselves as a nurse but have no nursing license (imposter)	1

Note: This process was changed in July 2021 and the percentage through the first two months of FY22 is 86%

Objective 5: Discipline licensees who violate the Nurse Practice Act.

Performance measures for objective 5: Licensees who violate the Nurse Practice Act are disciplined via initial orders, consent orders, evidentiary hearings, denied licenses, revoked licenses, limited and/or suspended licenses or diversion agreements.

1. Number of initial orders, consent orders and evidentiary hearings	29
2. Number of denied licenses	6
3. Number of revoked licenses	8
4. Number of limited and/or suspended licenses	27
5. Number of diversion agreements	20
6. Total fines deposited in state general fund for violations of the Nurse Practice Act	\$17,546

Objective 6: Board and committee members are oriented to their roles and responsibilities

Performance measures for objective 6: 100% of Board members and committee members are oriented to their roles and responsibilities

1. Percentage of new Board members oriented to their role and responsibilities	100%
2. Percentage of new committee members oriented to their role and responsibilities	100%
3. Percentage of Board members who attended annual KOMA training	100%

FY 2021 BUDGET OVERVIEW

The Kansas State Board of Nursing (KSBN) is a fee funded agency. This means the agency operates on the revenue received from licensees and receives no revenue from the State General Fund. KSBN contributed \$100,000 to the State General Fund in FY 21. The Legislature appropriates to KSBN the amount that can be spent from the fee fund. The Board of Nursing raised the licensure fees effective July 1, 2019 (beginning of FY 20) to include the multi-state license option and to cover the anticipated revenue loss from licensees who would not be renewing their license because of having a multistate license from another member state of the Nurse Licensure Compact. The full financial impact of implementing the Nurse Licensure Compact will not be known until the end of FY 21 (a two-year renewal cycle).

KSBN receives revenues from four sources:

1. Clerical Services (issuing verifications, name changes, etc)
2. Other Services (continuing nursing education and nursing program annual fees)
3. Licensing Services (licensure fees for initial licenses, renewals, reinstatements, endorsements, etc)
4. Fingerprints (fee charged by the KBI for processing of fingerprints and issuing a criminal background report)

KSBN expenditures include four areas:

1. Salaries and Wages (includes salaries and benefits for 27 FTE positions)
2. Contractual Services (includes office rent, peer assistance program, hearings conducted by a hearing officer in the Office of Administrative Hearings, legal counsel through the Attorney General's Office, communication, copy machines and maintenance of software programs)
3. Commodities (includes office supplies)
4. Capital Outlay (includes technology plan and hardware to keep Board Members and agency functioning efficiently via electronic means)

KSBN Fee Fund includes:

1. Beginning fund balance (amount carried over from the prior fiscal year)
2. Total revenue received
3. Total expenditures
4. There was no transfer of funds during FY 21 to support K-TRACS (the prescription monitoring program for Kansas)
5. Ending fund balance (amount at the end of the fiscal year that will be the starting balance for the next fiscal year)

Fee Fund Balance Guidelines Purpose: The Board has established these guidelines to ensure that the agency maintain a sufficient balance in the fee fund to ensure continuous operation of the agency if there was a decrease in revenue or an emergency in which all equipment, furniture, supplies, office space, etc. were destroyed by a natural or manmade disaster. The State of Kansas is self-insured and the agency is a fee funded agency which receives no state general funds.

Fee Fund Balance Guidelines Policy: The agency is required to submit a biennial budget. During the budget process, the fee fund is reviewed. The fee fund balance should be reviewed by the Board after the budget has been submitted to the Governor and receiving the Governor's recommendations. The following criteria will be applied to determine the balance to be maintained in the fee fund:

1. The replacement cost of all physical assets
2. The cost for temporary relocation of office for up to six months of expenses
3. Six months of operating expense

FY 21 Revenue	
Licensing Services (Fees)	\$3,409,118
Clerical Services	\$18,149
Other Services	\$23,470
TOTAL	\$3,450,737

FY 21 Expenditures	
Salaries and Wages	\$1,709,620
Contractual Services	\$658,110
Commodities	\$15,198
Capital Outlay	\$158,198
TOTAL	\$2,541,126

FY 21 Fee Fund	
Beginning Fund Balance	\$2,173,974
Total Revenue Received	\$3,450,737
Total Expenditures	\$2,541,230
Funds Transferred out (K-Tracs)	\$0
Ending Fund Balance	\$3,083,481

BOARD MEMBERS

7/1/2020 – 6/30/2021

Patricia Zeller, MSN, APRN-FNP, President

7/1/2018 – 6/30/22 (second term)

Rebecca Sander, MSN, RN, Vice President

7/28/2016 – 7/30/2024 (second term)

Julianna Rieschick, RN, MSN, NEA-BC, Secretary

07/01/2017 – 06/30/2025 (second term)

Gita Noble, Public Member

7/1/2018 – 6/30/22

Adri Gouldsmith, LPN

07/01/2019 – 06/30/2023

Jade Ramsdell, Public Member

07/01/2019 – 06/30/2023

Gwendolyn Loyd, BSN, RN

07/01/2019 – 06/30/2023

Andrea Watson, RN

07/01/2020 – 06/30/2024

Geovannie Gone, Public Member

07/01/2020 – 06/30/2024

LICENSING

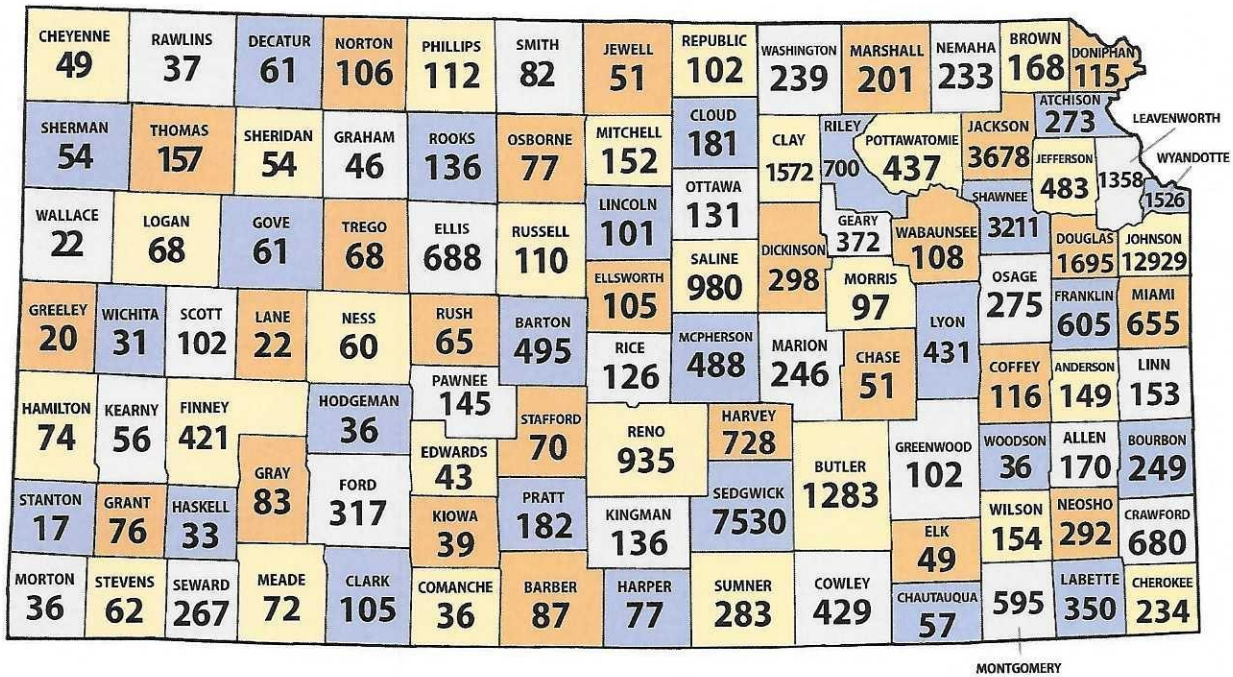
The Licensing department of the Kansas Board of Nursing has been through many changes during the preceding year and continues to rise to the challenge to meet the needs of the ever-changing workplace. When COVID-19 surfaced in Kansas, offices and businesses needed to adapt to meet the demands of the pandemic, while maintaining the same standard of customer service. The Kansas Board of Nursing continues to operate under social distancing requirements to keep in-person customer access at minimal levels to lessen potential exposure to staff, while continuing to provide timely customer service via our electronic and online services. The Governor signed a state of emergency executive order that changed license renewal expiration dates. These dates were extended several times, due to changing conditions, yet the department-maintained processing and licensing operations within our defined timeframes that are listed in the agency strategic plan. While the state of emergency executive order has since expired, the department continues to meet our performance standards and will strive to meet or exceed on these goals. The Licensing department continues to prove that even in a time of global pandemic, and adapting to new ways of providing services, that we were able to meet the needs of our applicants, customers, and the citizens of the State of Kansas.

Reinstatement Applications				
RN Single-State	RN Multi-State	LPN Single-State	LPN Multi-State	APRN
518	4	133	1	55

Licenses Issued	Total
Clinical Nurse Specialist	1
Licensed Mental Health Technician	7
Licensed Practical Nurse - Multi-State	606
Licensed Practical Nurse - Single-State	397
Nurse Midwife	4
Nurse Practitioner	795
Registered Nurse - Multi-State	4,669
Registered Nurse - Single-State	875
Registered Nurse Anesthetist	105
Total	7,459

License Renewals	Total
Clinical Nurse Specialist	201
Licensed Mental Health Technician	49
Licensed Practical Nurse - Multi-State	180
Licensed Practical Nurse - Single-State	3,548
Nurse Midwife	24
Nurse Practitioner	2,247
Registered Nurse - Multi-State	1,965
Registered Nurse - Single-State	19,376
Registered Nurse Anesthetist	491
Total	28,081

Licenses by County



County Name	State	Total License Count
Allen	KS	170
Anderson	KS	149
Andover	KS	1
Atchison	KS	273
Barber	KS	87
Barton	KS	495
Bel Aire	KS	2
Bourbon	KS	249
Brown	KS	168
Butler	KS	1283
Cass	KS	590
Chase	KS	51
Chautauqua	KS	57
Cherokee	KS	234
Cheyenne	KS	49
Clark	KS	105
Clay	KS	1572
Clinton	KS	68

Cloud	KS	181
Coffey	KS	116
Comanche	KS	36
Cowley	KS	429
Crawford	KS	680
Decatur	KS	61
Derby	KS	1
Dickinson	KS	298
Doniphan	KS	115
Douglas	KS	1695
Edwards	KS	43
Elk	KS	49
Ellis	KS	688
Ellsworth	KS	105
Finney	KS	421
Ford	KS	317
Franklin	KS	605
Geary	KS	372
Gove	KS	61
Graham	KS	46
Grant	KS	76
Gray	KS	83
Greeley	KS	20
Greenwood	KS	102
Hamilton	KS	74
Harper	KS	77
Harvey	KS	728
Haskell	KS	33
Hodgeman	KS	36
Hutchinson	KS	2
Jackson	KS	3678
Jefferson	KS	483
Jewell	KS	51
Johnson	KS	12929
Kearny	KS	56
Kingman	KS	136

Kiowa	KS	39
Labette	KS	350
Lane	KS	22
Leavenworth	KS	1358
Lincoln	KS	101
Linn	KS	153
Logan	KS	68
Lyon	KS	431
Maricopa	KS	117
Marion	KS	246
Marshall	KS	201
McPherson	KS	488
Meade	KS	72
Miami	KS	655
Mitchell	KS	152
Montgomery	KS	595
Morris	KS	97
Morton	KS	36
Nemaha	KS	233
Neosho	KS	292
Ness	KS	60
Norton	KS	106
Olathe	KS	1
Osage	KS	275
Osborne	KS	77
Ottawa	KS	131
Overland Park	KS	1
Ozawkie	KS	1
Pawnee	KS	145
Phillips	KS	112
Pottawatomie	KS	437
Pratt	KS	182
Rawlins	KS	37
Reno	KS	935
Rensselaer	KS	69
Republic	KS	102

Rice	KS	126
Riley	KS	700
Rooks	KS	136
Rush	KS	65
Russell	KS	110
Salina	KS	1
Saline	KS	980
Scott	KS	102
Sedgwick	KS	7530
Seward	KS	267
Shawnee	KS	3211
Shawnee Mission	KS	0
Sheridan	KS	54
Sherman	KS	54
Smith	KS	82
Stafford	KS	70
Stanton	KS	17
Stevens	KS	62
Sumner	KS	283
Thomas	KS	157
Tonganoxie	KS	1
Trego	KS	68
Unknown	KS	24
Wabaunsee	KS	108
Wallace	KS	22
Washington	KS	239
Wichita	KS	31
Wilson	KS	154
Woodson	KS	36
Wyandotte	KS	1526

EDUCATION - FY 2021

With the continuation of COVID-19 pandemic, nursing education programs continued to deal with major shifts in providing both theory and clinical courses. With the advent of the Delta variant of COVID-19, many schools continued to provide classes remotely, though most had in person options by the end of 2020. By spring 2021, most schools had recovered many of their former clinical sites though they had to adjust to smaller faculty to student ratios – in some cases going from 1:10 to 1:3! Virtual and classroom simulation continued to be a major source for clinical hours for many programs.

KSBN continued to provide oversight and approval for nursing programs in Kansas both virtually and in person. Virtual visits were maintained through June 2021 but have gone back to primarily onsite program reapproval processes. KSBN continues to work in conjunction with national nursing accreditation teams when possible – and when requested by the nursing program.

2020 Kansas Nursing Programs**

***All programs are on Full Approval from KSBN unless specified*

Stand Alone Practical Nursing Programs

Donnelly College
 Flint Hills Area Technical School
 Hutchinson Community College
 Johnson County Community College
 Kansas City Kansas Community College
 North Central Kansas Technical College – Beloit
 Washburn Institute of Technology
 Wichita Area Technical College/WSU Tech

1+1 – First Level (PN) and Second Level (ADN)

Barton County Community College
 Coffeyville Community College
 Colby Community College – KSBN Conditional approval for ADN
 Garden City Community College
 Highland Community College Technical Center
 Manhattan Area Technical College
 North Central Kansas Technical College – Hays
 Pratt Community College – *KSBN Conditional approval for ADN level*
 Salina Area Technical College

Bi-level Programs – Associate Degree

In order to be licensed as a practical nurse in Kansas the person must have graduated from an approved program. For the Associate Degree programs that wish to allow their students to “stop out” the Board of Nursing approves the first year of the ADN program as a PN program if the first year meets requirements such as the LPN scope of practice. The first year of a bi-level program is reviewed every five (5) years.

Butler Community College

Labette Community College

Neosho Community College

Seward County Community College – *KSBN conditional approval for ADN level*

Stand Alone Associate Degree Nursing Programs

Cloud County Community College

Dodge City Community College (has PN opt-out option)

Donnelly College – *KSBN Conditional approval*

Fort Scott Community College

Hutchinson Community College

Johnson County Community College

Kansas City Kansas Community College

Rasmussen College

BSN Nursing Programs

Baker University

Benedictine College

Bethel College

Emporia State University

Fort Hays State University

Hesston College

Kansas Wesleyan University

MidAmerica Nazarene University

Newman University

Pittsburg State University

Rasmussen College

University of Kansas

University of St. Mary

Washburn University

Wichita State University

Graduate Nursing Programs:

Fort Hays State University:

Doctor of Nursing Practice – Family Nurse Practitioner

Newman University:

Master of Science in Nurse Anesthesia

Pittsburg State University:

Doctor of Nursing Practice – Family Nurse Practitioner

University of Kansas:

Post-BSN Doctor of Nursing Practice (DNP)

Post-Master's DNP

Doctor of Nursing Practice (DNP)

- Adult/Gerontological Nursing Practitioner
- Family Nursing Practitioner
- Nurse Midwife
- Psychiatric/Mental Health Nurse Practitioner

Doctor of Nursing Practice in Nurse Anesthesia (DNAP)

Washburn University:

Doctor of Nursing Practice

- Family Nurse Practitioner
- Psychiatric Mental Health Nurse Practitioners

Post-Graduate Certificate

- Psychiatric Mental Health Nurse Practitioner

Wichita State University:

Doctor of Nursing Practice (DNP)

- Adult Gerontology Acute Care Nurse Practitioner
- Family Nurse Practitioner
- Psychiatric-Mental Health Nurse Practitioner

EDUCATION: 2020 KANSAS NURSING PROGRAM INFORMATION

Undergraduate Information: Admission - Graduation - Attrition				
Programs	PN	ADN	BSN	Total
Met Admission Criteria	1348	1707	1666	4722
Admissions	1020	1144	1219	3384
Graduations	708	858	1065	2784
Attrition (Academic/Personal)	183	260	141	584
Attrition Rate	19%	16%	8.4%	15%

Kansas Practical Nursing programs have seen about an 19% drop in admissions over the last five years and a corresponding drop in graduations at 18.1%. However, RN undergraduate admissions have increased about 6.5% over the same time period. The increase in RN admissions is higher for BSN (9.1%) than ADN (3.6%) programs. The drop in ADN graduates from 2019 to 2020 (2.2%) was offset by the 2.1% increase in BSN graduates. Overall attrition rates dropped slightly from 17% to 15% with attrition lower in the BSN and PN groups and higher in ADN group.

The drop in admissions for most nursing programs had to do with the continuing effects of the COVID-19 pandemic which included reduced student numbers allowed in many clinical facilities, students withdrawing (both before and after official admission) due to changing priorities for school related to family and school demands, and increased demand for faculty due to changing clinical needs and decreased faculty available in some areas due to retirements and resignations.

Graduate Information				
APRN Programs	NP	NMW	RNA	Total
Admissions	163	0	61	224
Graduations	88	0	51	139

Advanced Practice RN Programs have seen steadily increasing admissions over the last five years with the largest increase happening in 2016. Though 2017 saw a large drop in admissions, the number of admissions and graduations are increasing steadily in all programs in the last three years.

Nursing Program Faculty				
Faculty – Highest Degree	PN	ADN	BSN	APRN
Doctorate in Nursing	4	12	62	60
Doctorate	1	5	49	55
Master's in Nursing	114	171	280	20
Master in Other Field	10	5	10	3
Baccalaureate in Nursing	100	107	116	0
Other Baccalaureate	1	0	2	0
Diploma/ADN	14	5	0	0
Total Faculty**	244	305	519	138
# Full-Time	101	127	187	98
% Full-Time	57%	59%	46%	71%

**Faculty in PN and ADN programs may overlap as some schools have faculty that teach in both programs.

EDUCATION: NATIONAL LICENSURE EXAMINATION INFORMATION - 2020

2020 NCLEX 1st Time Pass Rates		
Graduate Type	# Candidates	% Passed
Kansas RN	1897	86.1%
U.S. RN	177,394	86.6%
Kansas PN	776	87.9%
U.S. PN	45,656	83.1%

NCSBN (National Council for State Boards of Nursing) is the organization responsible for developing the exam and all the statistical work and publications regarding the exams. The statistics for the NCLEX include 55 U.S. states and territories. In 2020, over 316K NCLEX exams were administered across all testing sites. There were over 241K U.S. candidates (RN and PN) who took the exam for the first time. Another 75K exams were given to U.S. candidates taking the exam a subsequent time. About 43.3K internationally-educated nurse (IEN) candidates took the exam. Because passing the NCLEX exam is usually the final step in the licensing process, the number of people passing the exam ("pass rate") is a good indicator of how many new nurses are entering the profession in the U.S. With the need for nurses still on the rise, we are also seeing more IEN's entering the U.S. and practicing here. They are also required to pass the NCLEX exam even if they have passed licensure exams in their own countries. Although IEN first-time pass rates tend to be lower than those that are U.S. educated, the numbers still factor into the nurse workforce.

KANSAS RANK - NCLEX 1ST TIME PASS RATES – RN CANDIDATES*

NCLEX Year	Jurisdiction	RN –Associate Degree			RN – Baccalaureate			All RN – 2019		
		Candidates	%	Rank	Candidates	%	Rank	Candidates	%	Rank
2020	Kansas	879	83.2	42	1,018	88.7	43	1,897	86.1	45
	Missouri	1,451	88.9	18	2,392	90.7	32	3,926	90	23
	Oklahoma	1,311	83.1	43	879	88.5	45	2,192	85.3	47
	Colorado	693	89.2	14	1,476	91.5	23	2,170	90.7	17
	Nebraska	330	77.6	49	1,019	94.1	7	1,349	90.1	21
2019	Kansas	866	81.4	51	1,027	89.5	40	1,893	85.8	48
	Missouri	1,325	91.1	17	2,369	91.9	28	3,775	91.2	21
	Oklahoma	1,233	88.3	33	826	91	34	2,060	89.4	34
	Colorado	683	92.1	10	1,507	93.2	14	2,190	92.9	8
	Nebraska	352	86.6	39	1,010	92.6	19	1,362	91	23
2018	Kansas	793	86.5	39	955	92.3	23	1,748	89.6	29
	Missouri	1,375	90	17	2,287	91.1	30	3,757	90.6	22
	Oklahoma	1,183	87.1	37	850	91.1	31	2,035	88.7	38
	Colorado	644	91.8	9	1,468	92.7	21	2,113	92.4	11
	Nebraska	288	85.8	42	960	94.4	11	1,248	92.4	10
2017	Kansas	907	80.6	47	872	90.3	28	1,779	85.3	44
	Missouri	1,395	88.7	21	2,291	88.7	39	3,763	88.7	27
	Oklahoma	1,220	84.7	36	862	88.5	41	2,083	86.3	38
	Colorado	723	86.9	31	1,385	91.8	19	2,2108	90.1	20
	Nebraska	326	88	26	903	92.9	11	1,229	91.6	7

**All exam statistics taken from NCSBN publications: 2015-2019 Nurse Licensee Volume and NCLEX® Examination Statistics

KANSAS RANK – NCLEX 1ST TIME PASS RATES – PN CANDIDATES

NCLEX Year	Jurisdiction	PN – All U.S. States & Territories (55)*			
		Candidates	Passed	%	Rank
2020	Kansas	776	682	87.9	24
	Missouri	1,118	970	86.8	28
	Oklahoma	939	824	87.8	25
	Colorado	393	324	82.4	38
	Nebraska	223	199	89.2	18
2019	Kansas	774	705	91.1	21
	Missouri	1,220	1,098	90	23
	Oklahoma	1,088	951	87.4	32
	Colorado	418	365	87.3	34
	Nebraska	270	236	87.4	31
2018	Kansas	771	690	89.5	28
	Missouri	1,083	982	90.7	23
	Oklahoma	1,207	1,048	86.8	33
	Colorado	365	329	90.1	24
	Nebraska	236	223	94.5	12
2017	Kansas	825	713	86.4	33
	Missouri	1,081	994	92	16
	Oklahoma	1,228	1,064	86.6	32
	Colorado	346	309	89.3	24
	Nebraska	230	210	91.3	19

In 2020, the top five countries contributing nurses to the U.S. workforce [that were educated outside the U.S.] are: Philippines (3K), India (429), Puerto Rico (341), Nigeria (212) and Nepal (150). First-time pass rates for IENs are 43.7% for RN and 54.8% for PN (comparative U.S. rates are above).

CONTINUING NURSING EDUCATION

FY 2021 (July 1, 2020 - June 30, 2021)

Governor Laura Kelly issued Executive Order 21-09, which extended renewal periods for individuals with professional licenses, including nurses. This in turn meant nurses had additional time to obtain their Continuing Nursing Education (CNE). Those who took advantage of the extended renewal period would face a shorter period to obtain the thirty hours of approved CNE for the following renewal period. Executive Order 21-09 ended August 28, 2021.

The Kansas State Board of Nursing (KSBN) recognizes nurses as adult learners with continuing education needs as professionals and licensees and requires 30 contact hours of continuing nursing education for relicensure in accordance with K.S.A. 65-1117. KSBN has established the following options for acquisition of CNE:

- Kansas State Board Approved Long-Term CNE Providers and Single-Program Providers
- Individual Offering Approval (IOA)
- College Course Credit (with IOA)
- Providers approved by other state boards of nursing or national nursing organizations/ associations
- Participation as a member of a nursing organization board of directors or state board of nursing

I. LONG-TERM CNE PROVIDERS

- A. **Definition** - Long-Term Providers are persons, organizations or institutions approved by the Board to implement multiple offerings for CNE credit towards RN, LPN and LMHT relicensure.
- B. **Numbers of Long-Term Providers** Please visit the Education Division of our web site for a complete list of providers: <https://ksbn.kansas.gov>
 FY 21 – 97
 FY 20 – 98
 FY 19 – 106
 FY 18 – 110
 FY 17 – 112
- C. **New Providers** – One (1)
 Debriefing the Front Lines Inc.
- D. **Long-Term Providers Withdrawn or Relinquished** – Two (2)
 Kansas Association of Nurse Anesthetists
 Home Health of Kansas

F. CNE Total Interactive Offerings, Participants, and Contact Hours

FY 2021: 2,145 offerings – 17,518 participants – 14,598.4 contact hours

FY 2020: 2,122 offerings – 22,263 participants – 15,541.6 contact hours

FY 2019: 3,523 Offerings – 38,201 participants – 25,773 contact hours

FY 2018: 3,826 Offerings – 35,669 participants – 25,203 contact hours

FY 2017: 3,539 Offerings – 40,724 participants – 28,279 contact hours

The average participants per offering was eight in FY21.

The average contact hours per offering was seven in FY21.

G. CNE Participants by License Category

	FY2021	FY2020	FY2019	FY2018	FY2017
RN	15,280	19,307	32,981	32,981	29,913
LPN	777	1,192	2,305	2,305	3,310
LMHT	43	31	176	176	55
APRN	1,418	1,733	2,391	2,739	2,391
Total	17,518	22,263	38,201	38,201	35,669

Independent Study Participants Reported by Long Term Providers

FY 2021	7,965
FY 2020	26,689
FY 2019	87,239
FY 2018	92,826
FY 2017	32,103

IV THERAPY FOR LPNS

LPNs are able to obtain IV Therapy Certification through one of three ways: attending a KSBN approved IV Therapy stand-alone course (please visit the Education Division of our website for a complete list of providers: <https://ksbn.kansas.gov>), successfully completing a Kansas LPN Nursing Program which includes IV Therapy as a part of the approved curriculum or submitting a LPN IV Therapy Application for a course which was not administered by a KSBN approved provider.

	FY2021	FY2020	FY2019	FY2018	FY2017
Number of Classes	86	24	59	59	57
Number of LPN Participants	486	180	479	479	509
Number Passed	457	172	419	419	454

LEGAL

FY2021 (7/1/2020 – 6/30/2021)

The pandemic response continued to be the most significant event that impacted the Kansas State Board of Nursing (KSBN) and the Investigative Division during FY 2021. In response to the Governor's Executive Order and State of Kansas guidance, about 2/3 of KSBN staff were moved to a hybrid setting, where remote work was allowed for certain positions. At no time was agency operations shut down.

In addition, a Renewal Application question was changed in July 2019 from "have you ever been convicted of a misdemeanor," to reflect "since your last renewal, have you been convicted of a misdemeanor." Answers received on the renewal applications from July 1, 2019 to June 30, 2021 indicated that some nurses answered incorrectly. When a discrepancy occurs in an application response, the application is automatically flagged for legal review. This resulted in educational opportunity to reinforce to the applicant to read and answer the question asked. After July 1, 2021, every nurse licensed in Kansas has knowledge of the change in renewal question.

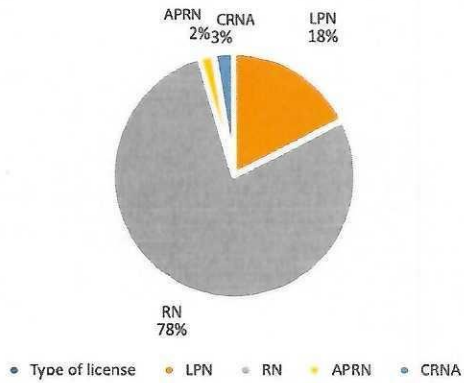
The Investigative Committee is comprised of three Board members who meet quarterly to determine probable cause that a violation of the Kansas Nurse Practice Act (KNPA) occurred and assign discipline. The committee met by virtual means throughout FY 2021.

FY 2021 resulted in 605 cases being opened from complaints received by KSBN; a review of 1,098 applications for licensure that required legal review; and the Board audited 55 cases not opened after professional review found no violation of the KNPA. The Impaired Provider Program remains contracted to the Kansas Nurses Assistance Program (KNAP), Inc. for which 254 participants were served.

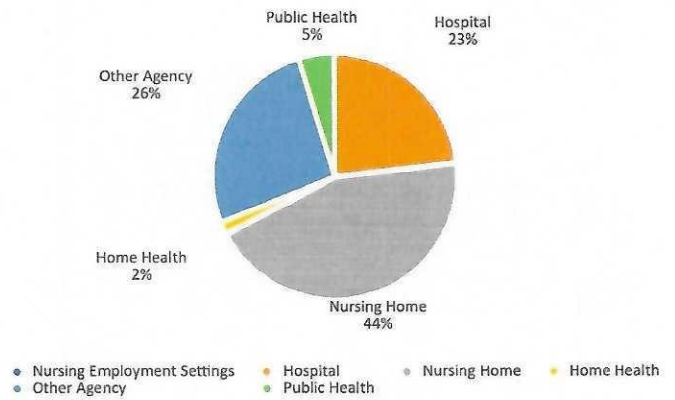
FY 2021 presented opportunities and challenges for the KSBN Investigative Division. Staffing changes resulted due to retirement of investigators and a disciplinary attorney. The Nurse Licensure Compact statutes were codified into the KNPA and released in December 2020, wherein learning opportunities presented when reviewing applications for multi-state licensure, sharing of information between compact states, and for case investigation. Equipment challenges occurred with new laptops with cameras and microphones to facilitate virtual communication, phones, and the continued scanning of all incoming documents to an electronic format prompted storage and security upgrades. Internal processes continue to be reviewed for efficiency and effectiveness, and several forms were modified to allow for electronic review. Applicants for licensure were no longer required to submit a driver's license folder unless the investigator in their review of legal history requested it. Practice related questions received by the KSBN concerned various nurse roles in the pandemic response, Med Spa-like health clinics, tele-health, and out-of-state APRN's practicing during COVID, to name a few.

The following graphs depict enrollment status in the KNAP and disciplinary action taken by the Board in FY 2021.

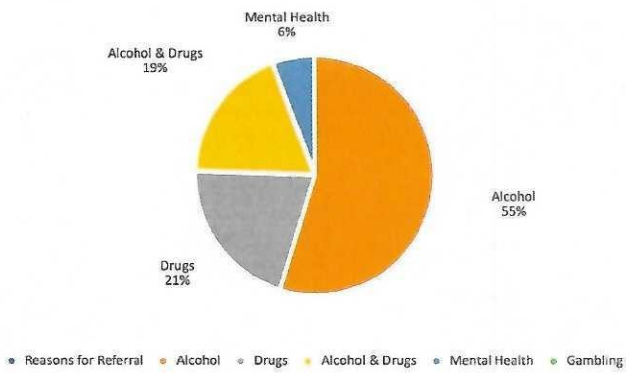
KNAP Enrollment by License Type



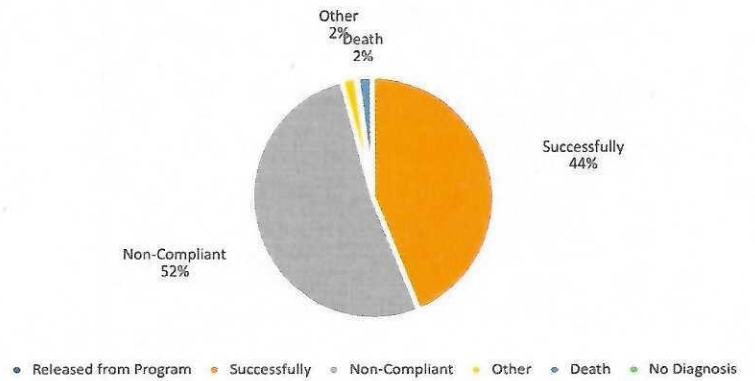
Nursing Employment Setting for Licensees enrolled in KNAP



Reasons for Referral to KNAP



Reason Licensees Released from KNAP Program



Disciplinary Actions Taken in FY 2021

