

Kansas State Board of Nursing (KSBN) Potential Licensure Renewal Fee Increase

Summary: There is a strategic financial need to increase KSBN licensure fees as soon as possible for the Kansas State Board of Nursing FY 2026 and beyond operating budgets. The purpose of this document is to summarize the specific fee change options to be considered by the Board including revenue projections.

Exhibit 4 highlights Page 86 NCSBN 2024 Licensure Survey documents that current Kansas Fees for RN and PN Renewals are right in the middle of what other states are charging for licensure.

Alternatives for Consideration:

Option 1. Increase Renewals for both RN and LPN Multi-State and Single-State from \$85.00 to \$105 this too will be well below the \$120.00 Cap.

Impact: Based on FY 25 data this could generate an estimated additional revenue of \$538,200

Option 2. Increase Renewals for Advanced Practice Nurses from \$55.00 to the \$60.00 Cap.

Impact: Based on FY 25 data this could generate an estimated additional revenue of \$850

Recommendations:

It is anticipated that KSBN will experience a loss of over \$170,000 in FY 2026, and an estimate of \$260,000 in FY 2027, putting the Board below the standard for operating reserves. There is a need to increase RN and LPN Multi-state and Single state licensure fees from \$85.00 to the \$105 below statutory cap as to balance the KSBN budget for FY 2027 using Permanent Regulation changes processes.

By making these changes KSBN is projected to recover from the FY 2026 loss and return the KSBN Fee Fund balance to cover the recommended reserves to cover one year of budget activities.

Contents

Exhibit 1. FY 2026 and FY 2027 Projections.....	2
Exhibit 2. Inflation Analysis of KSBN Initial and Renewal Licensure Fees	4
Exhibit 3. Licenses by Type and Year	5
Exhibit 4. NCSBN RN/PN Renew Fees Compared by State	2

Exhibit 1. NCSBN RN/PN Renew Fees Compared by State

Page 86 NCSBN 2024 Licensure Survey documents that current Kansas Fees for Renewals (\$85) are right in the middle of what other states are charging for licensure. If the Board increased renewals fees to \$105 or \$120 Kansas it would be in a range that is 18% less than other states and would be in the same range with Nebraska.

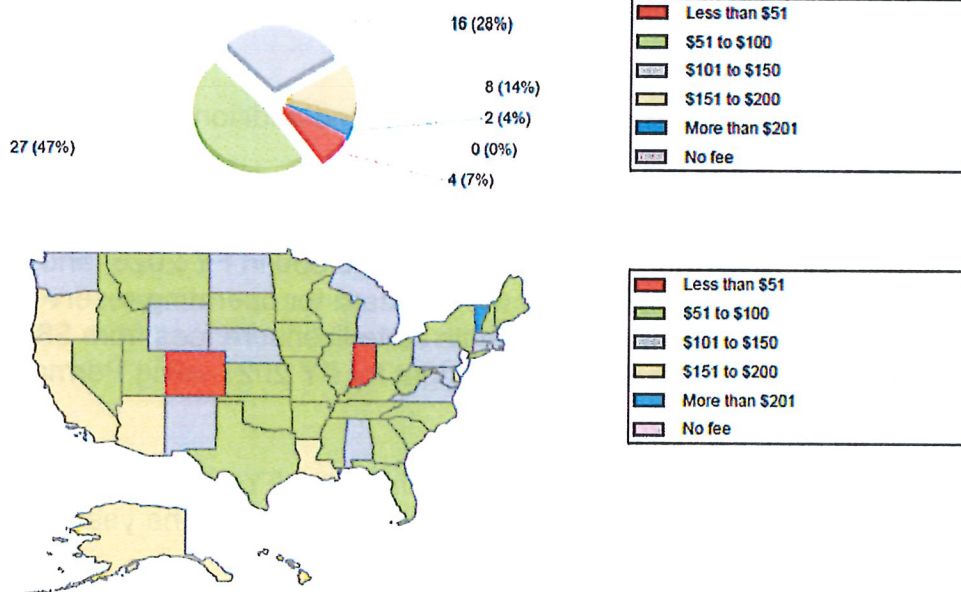
Type	RN \$	PN \$	RN/PN Range (Pages 84-86)	% Other States >
Initial (SS)*	\$100	\$75	\$51 to \$100	53%
Endorsement (MS)*	\$125	\$125	\$101 to \$150	29%
Renewal	\$85	\$85	\$51 to \$100	46%

* = For NCSBN reporting Initial applications are treated as Kansas Single State and Multi State are counted as Endorsements.



License: Format, Time Valid, Renewal, Fees, Reinstatement 15.8

Q82. Which of the following amounts is closest to the RN/PN renewal fee (not to include CBC fee)?



*PN BONs and US Territories are not displayed on the map. For detailed information, please see the text responses below.

Responses	Jurisdictions	Number of Boards	Percentage of Boards Responding
Less than \$51	AS, CO, IN, WV-PN	4	7%
\$51 to \$100	AR, FL, GA, IA, ID, IL, KS, KY, LA-PN, ME, MN, MO, MS, MT, NC, NH, NV, NY, OH, OK, SC, SD, TN, TX, UT, WI, WV-RN	27	47%
\$101 to \$150	AL, CNMI, CT, DC, GU, MA, MD, MI, ND, NE, NM, PA, RI, VA, WA, WY	16	28%
\$151 to \$200	AK, AZ, CA-RN, DE, HI, LA-RN, OR, VI	8	14%
More than \$201	CA-VN, VT	2	4%
No fee		0	0%

Exhibit 2. FY 2026 and FY 2027 Projections

Revenue or Expense <i>(Italics = Projected Changes)</i>	FY 25 Actual	FY 26 Budget	FY 27 Budget	FY 27 Budget with Fee Increase
FY Revenue				
Licensing Services (Fees)	3,542,696	\$3,685,488	\$3,700,000	\$3,700,000
<i>^ RN and PN Renewals from \$85 to \$120</i>				\$538,200
Clerical Services	13,746	\$16,500	\$16,000	\$16,000
Other Services	26,460	\$21,000	\$22,000	\$22,000
TOTAL	\$3,582,902	\$3,722,988	\$3,738,000	\$4,276,200
FY Expenditures				
Salaries and Wages	\$1,918,519	\$1,758,670	\$1,804,299	\$1,804,299
<i>^ FY 26 Salary increase</i>		\$43,195	\$43,195	\$43,195
Contractual Services	\$1,517,387	\$1,367,218	\$1,402,691	\$1,402,691
<i>^ Evoke Licensing System</i>				\$300,000
Commodities	\$20,941	\$21,897	\$22,465	\$22,465
			\$2,500	\$2,500
Capital Outlay	\$111,293	\$706,453	\$724,782	\$724,782
TOTAL	\$3,568,140	\$3,897,433	\$3,999,932	\$4,299,932
GAIN/LOSS	\$14,762	(\$174,445)	(\$261,932)	(\$23,732)
Beginning FY Fee Fund Balance	\$4,707,451	\$4,722,213	\$4,547,768	\$4,547,768
Total Revenue Received	\$3,582,902	\$3,722,988	\$3,738,000	\$4,680,677
Total Expenditures	\$3,568,140	\$3,897,433	\$3,999,932	\$4,341,738
Ending Fund Balance	\$4,722,213	\$4,547,768	\$4,285,836	\$4,886,707
\$ Change In Fund Balance from Prior Year	\$14,762	(\$174,445)	(\$261,932)	\$338,939
% Change In Fund Balance from Prior Year	0%	-4%	-6%	7%

Increased Fees to cover expenses

Unbudgeted High Expense Items

Potential KSBN Licensure Renewal Fee Increase
August 19, 2025, Page 4 of 5

Exhibit 3. Inflation Analysis of KSBN Initial and Renewal Licensure Fees

Kansas Labor Information Center (KLIC) - Consumer Price Index (CPI)

Downloaded: Thu May 08, 2025, 16:45:55 GMT-0500 (Central Daylight Time)

Source: Bureau of Labor Statistics

Five-Year

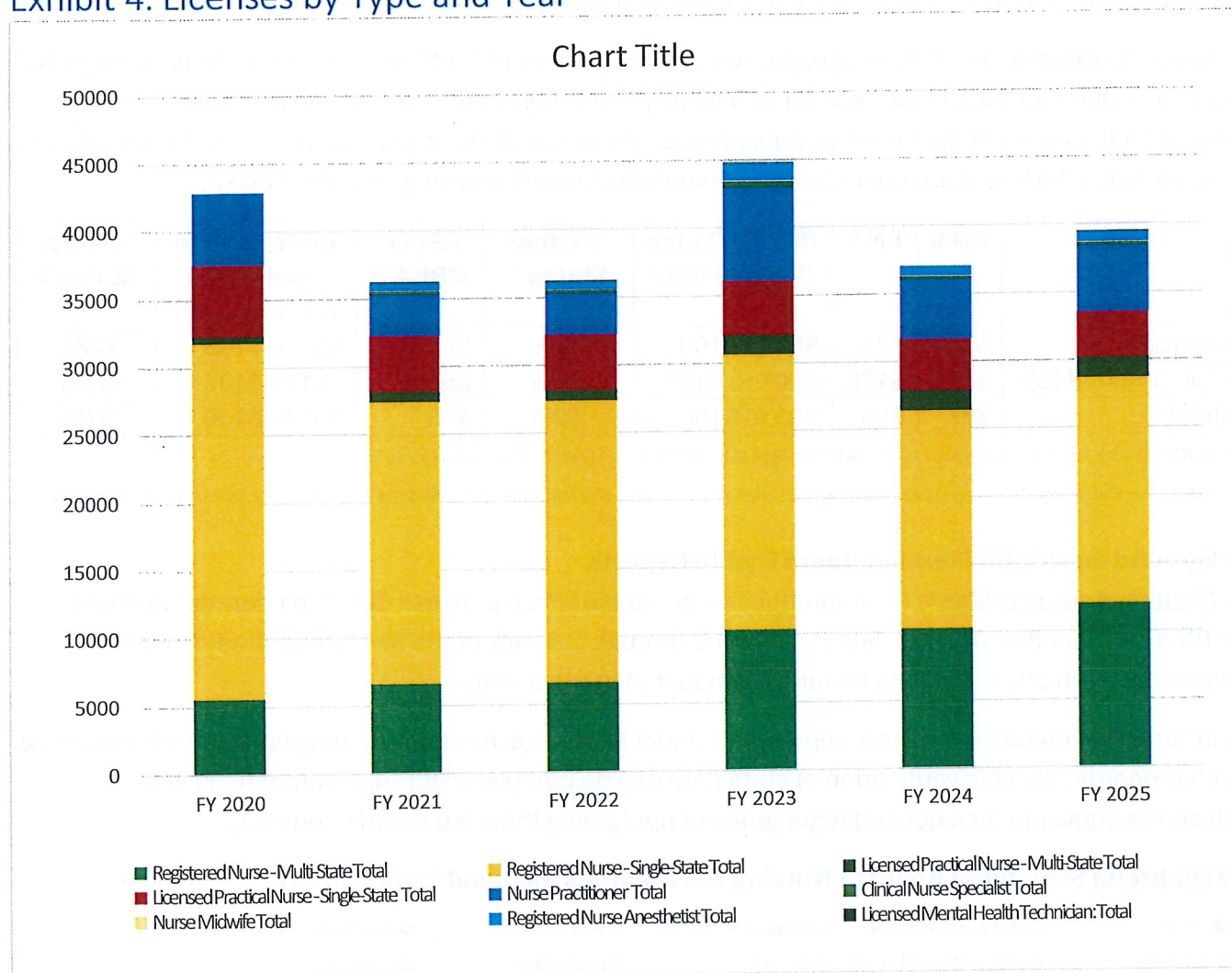
Current Fees
Proposed Fee Increases
Getting Close to Cap
Over Statutory Cap

	Year	CPI	Inflation							
Actual	1975	\$53.80								
Actual	1980	\$82.40	34.7%							
Actual	1985	\$107.60	23.4%							
Actual	1990	\$130.70	17.7%							
Actual	1995	\$152.40	14.2%	RN	PN	RN & PN	RN & PN			
Actual	2000	\$172.20	11.5%	Multi-State	Single State	Multi & Single	Multi-State & Single State			
Actual	2010	\$218.06	21.0%	Initial	Initial	Renewal	Renewal			
Actual	2015	\$237.02	8.0%	Current Fees			Proposed Fees			
Actual	2020	\$258.81	8.4%	\$125.00	\$100.00	\$85.00	\$95.00	\$105.00	\$120.00	
Actual	2025	\$319.80	19.1%	\$148.84	\$119.07	\$101.21	\$113.12	\$125.02	\$142.88	
Projected*	2030	\$363.30	13.6%	\$169.09	\$135.27	\$114.98	\$128.51	\$142.03	\$162.32	
Projected*	2035	\$414.26	14.0%	\$192.80	\$154.24	\$131.10	\$146.53	\$161.95	\$185.09	
Projected*	2040	\$466.55	12.6%	\$217.14	\$173.71	\$147.65	\$165.03	\$182.40	\$208.45	
Projected*	2045	\$529.77	13.5%	\$246.56	\$197.25	\$167.66	\$187.39	\$207.11	\$236.70	
Projected*	2050	\$606.98	14.6%	\$282.49	\$226.00	\$192.10	\$214.70	\$237.30	\$271.19	
				\$300.00	\$150.00	\$120.00	\$120.00	\$120.00	\$120.00	
				\$175.00	\$50.00	\$35.00	\$25.00	\$15.00	\$0.00	
							\$6.88	-\$5.02	-\$22.88	
							-\$18.12	-\$20.02	-\$22.88	
							\$113.12	\$125.02	\$142.88	

Source: Bureau of Labor Statistics

*Projected = Average of Previous 5 Years

Exhibit 4. Licenses by Type and Year



Percent of Licenses by Year by Type

Type	FY 2020	FY 2021	FY 2022	FY 2023	FY 2024	FY 2025
Registered Nurse - Multi-State Total	13%	18%	18%	23%	28%	31%
Registered Nurse - Single-State Total	61%	57%	57%	45%	43%	42%
Licensed Practical Nurse - Multi-State Total	1%	2%	2%	3%	4%	4%
Licensed Practical Nurse - Single-State Total	12%	11%	11%	9%	10%	8%
Nurse Practitioner Total	12%	9%	9%	15%	12%	13%
Clinical Nurse Specialist Total	0%	1%	1%	1%	0%	0%
Nurse Midwife Total	0%	0%	0%	0%	0%	0%
Registered Nurse Anesthetist Total	0%	2%	2%	3%	2%	2%
Licensed Mental Health Technician: Total	0%	0%	0%	0%	0%	0%
Grand Total	100%	100%	100%	100%	100%	100%

National Council of State Boards of Nursing (NCSB) 2024 Licensure Survey Report

Executive Summary: The following pages are an excerpt from NCSBN 2024 Licensure Survey. Page 86 documents that current Kansas Fees for Renewals (\$85) is right in the middle of what others states are charging for licensure. If the Board increased renewals fees to \$105 or \$120 Kansas would it would be in a range that is 18% less than other states and would be in the same range with Nebraska.

Type	RN \$	PN \$	RN/PN Range (Pages 84-86)	% Other States >	APRN/ CRNA \$	APRN/ CRNA Range** (Pages 87-89)	% Other States >
Initial (SS)*	\$100	\$75	\$51 to \$100	53%	\$50	\$51 to \$100	66%
Endorsement (MS)*	\$125	\$125	\$101 to \$150	29%	\$50	\$51 to \$100	68%
Renewal	\$85	\$85	\$51 to \$100	46%	\$55	\$51 to \$100	51%

* = For NCSBN reporting Initial applications are treated as Kansas Single State and Multi State are counted as Endorsements.

** = APRNs and CRNAs must be licensed as RNs as well, so the total fee is \$140 and shifts Kansas to the \$101 to \$150 range total for any application type.

Background on NCSBN Member Board Profile Reports

The [Member Board Profiles](#) is a comprehensive database which provides detailed information about NCSBN's Member Boards. This data is collected through a survey of the 59 Member Boards and last updated in March 2024. The data includes a snapshot of the boards.

The information contained in these reports is subject to change in the intervening time between survey of member boards. Specific verification of state data can be completed through comparison with each [states nurse practice act and regulations](#) or [contacting the state board of nursing](#).

29 Umbrella Structured Board of Nursing Jurisdictions Included in this report

Alaska (AK)	California-RN (CA-RN)	California-VN (CA-VN)	Colorado (CO)	Connecticut (CT)
Delaware (DE)	District of Columbia (DC)	Florida (FL)	Georgia (GA)	Guam (GU)
Hawaii (HI)	Illinois (IL)	Indiana (IN)	Maryland (MD)	Massachusetts (MA)
Michigan (MI)	Montana (MT)	Nebraska (NE)	New York (NY)	Pennsylvania (PA)
Rhode Island (RI)	South Carolina (SC)	Tennessee (TN)	Utah (UT)	Vermont (VT)
Virgin Islands (VI)	Virginia (VA)	Washington (WA)	Wisconsin (WI)	

1 Jurisdictions not included in the report due to non-response:

New Jersey (NJ)

27 Independent Structured Board of Nursing Jurisdictions Included in this report

Alabama (AL)	American Samoa (AS)	Arizona (AZ)	Arkansas (AR)	Idaho (ID)
Iowa (IA)	Kansas (KS)	Kentucky (KY)	Louisiana-PN (LA-PN)	Louisiana-RN (LA-RN)
Maine (ME)	Minnesota (MN)	Mississippi (MS)	Missouri (MO)	Nevada (NV)
New Hampshire (NH)	New Mexico (NM)	North Dakota (ND)	Northern Mariana Islands (CNMI)	Ohio (OH)
Oklahoma (OK)	Oregon (OR)	South Dakota (SD)	Texas (TX)	West Virginia-PN (WV-PN)
West Virginia-RN (WV-RN)	Wyoming (WY)			

Yellow highlights identify KS and the four neighbor states of NE, MO, OK, and CO

Survey Terminology

The following terms are used throughout all surveys:

Board of Nursing: Jurisdiction's governmental agency responsible for the regulation of nursing practice. Includes any other terminology to refer to the regulatory authority (i.e., commission, examiners, registration, jurisdiction). When referring to Board of Nursing, the reference collectively includes Board Members, Executive Officer and Staff.

Jurisdiction: Refers to state, territory or district where a Board of Nursing is located. May also be used to refer generally to the Board of Nursing in a particular jurisdiction.

Board Staff: Staff of the Board of Nursing

Executive Officer: Person responsible for running the Board of Nursing. Includes any other terminology to refer to that authorized person (i.e., Executive Director)

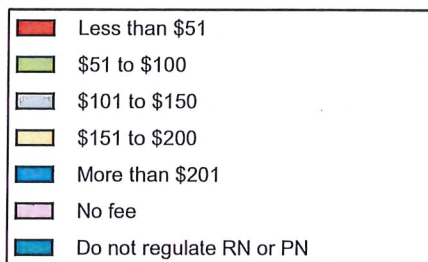
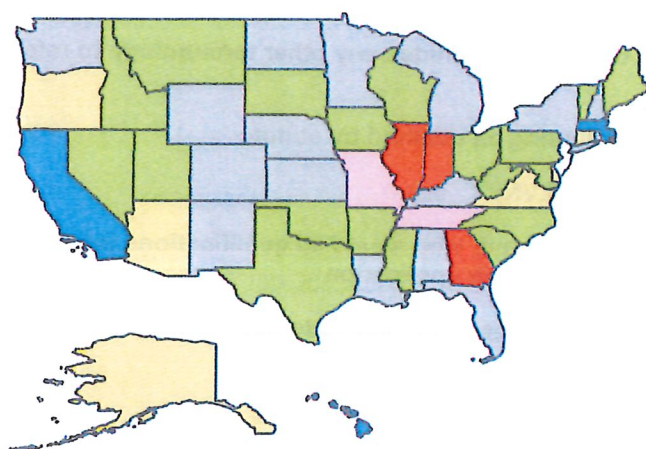
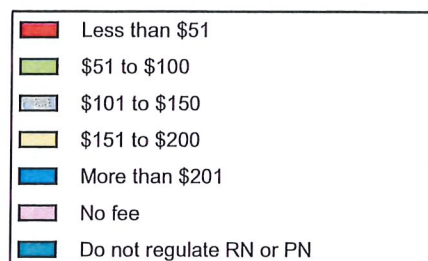
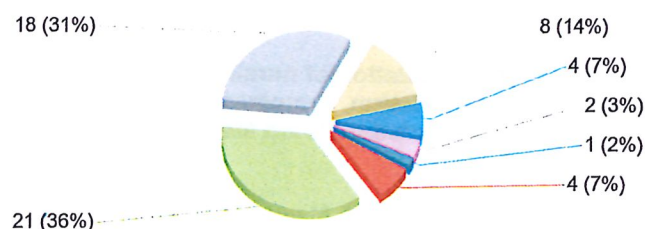
Board Member: Member of the governing body of the Board of Nursing as outlined by statute

Practical nurse or PN: Licensed practical or vocational nurse (LPN/LVN)

Temporary Practice Permit: A time limited permit that allows an applicant, who meets all qualifications for licensure, to practice while waiting for specific information regarding their application

Substance Use Disorder: Encompasses a pattern of behaviors that range from misuse to dependency or addiction, whether the substance is alcohol, legal drugs or illegal drugs

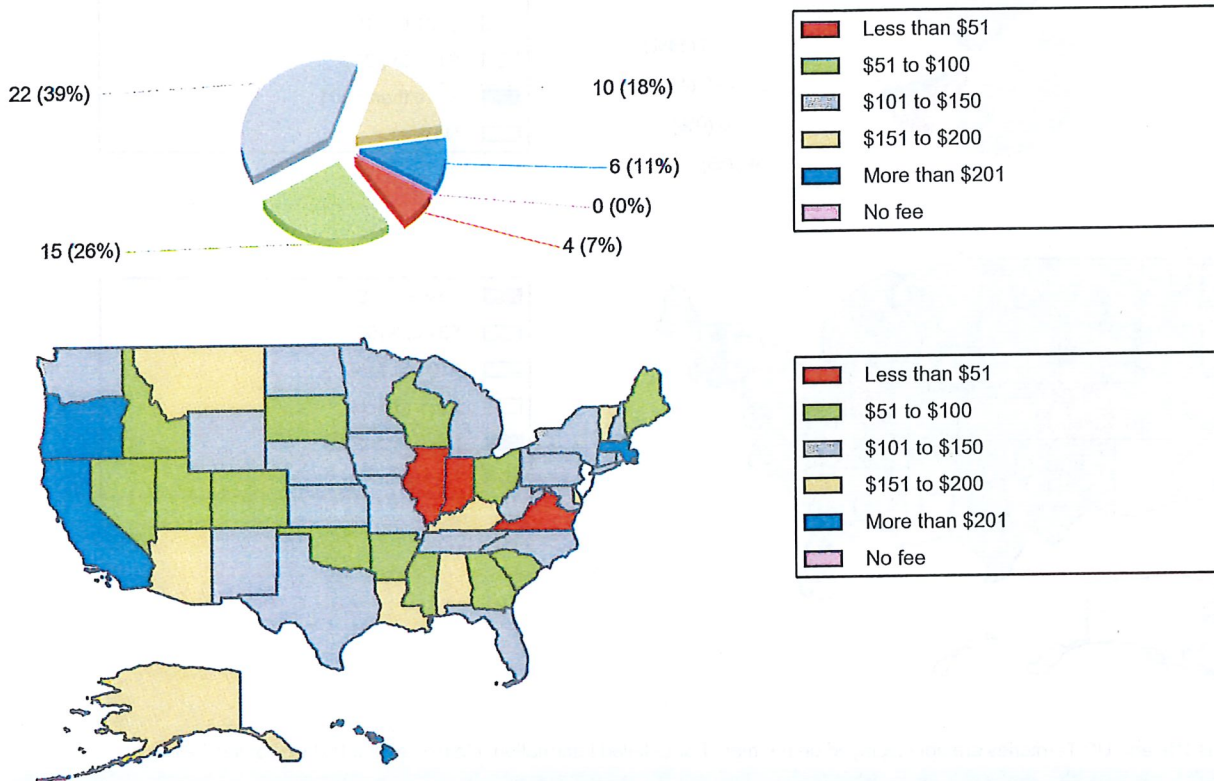
Q80. Which of the following amounts is closest to the RN/PN initial licensure by examination fee (including application fee if applicable, but not to include NCLEX or CBC fee)?



*PN BONs and US Territories are not displayed on the map. For detailed information, please see the text responses below.

Responses	Jurisdictions	Number of Boards	Percentage of Boards Responding
Less than \$51	AS, GA, IL, IN	4	7%
\$51 to \$100	AR, IA, ID, LA-PN, MD, ME, MS, MT, NC, NV, OH, OK, PA, SC, SD, TX, UT, VT, WI, WV-PN, WV-RN	21	36%
\$101 to \$150	AL, CO, FL, GU, KS, KY, LA-RN, MI, MN, ND, NE, NH, NM, NY, RI, VI, WA, WY	18	31%
\$151 to \$200	AK, AZ, CNMI, CT, DC, DE, OR, VA	8	14%
More than \$201	CA-RN, CA-VN, HI, MA	4	7%
No fee	MO, TN	2	3%
Do not regulate RN or PN	NE-APRN	1	2%

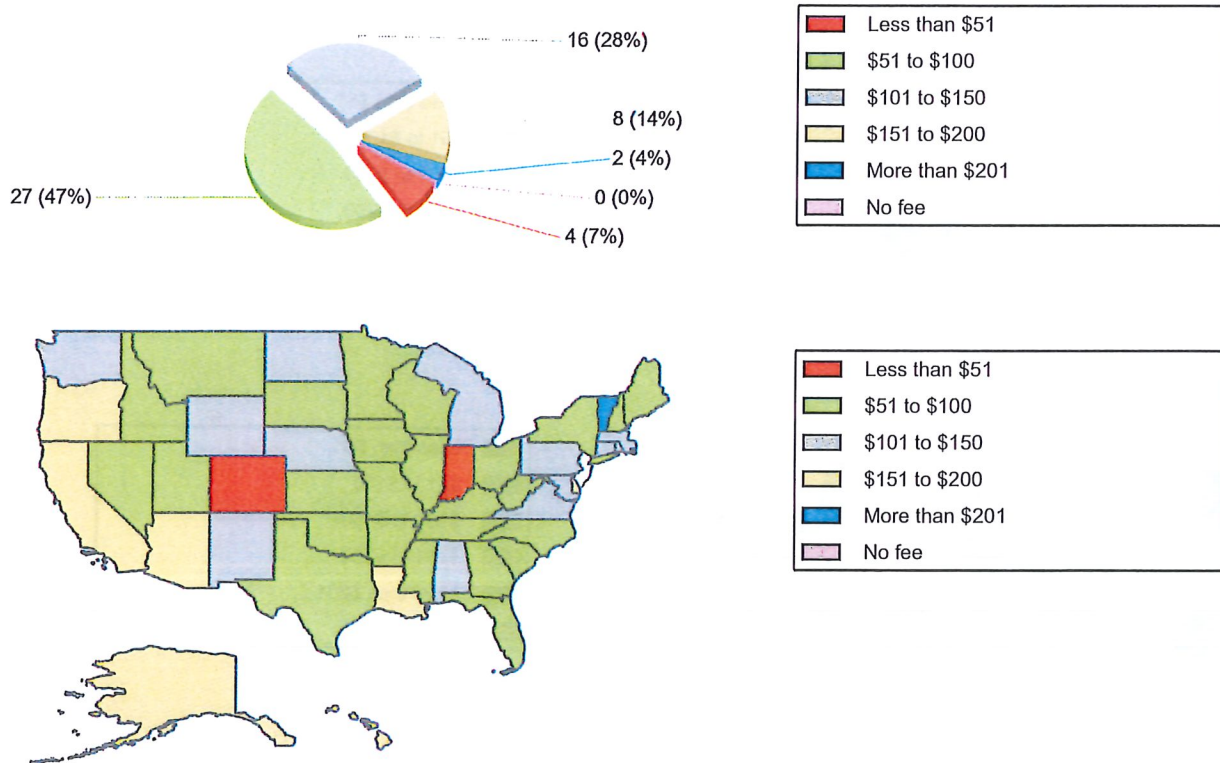
Q81. Which of the following amounts is closest to the RN/PN initial licensure by endorsement fee (including application fee if applicable, but not to include CBC fee)?



*PN BONs and US Territories are not displayed on the map. For detailed information, please see the text responses below.

Responses	Jurisdictions	Number of Boards	Percentage of Boards Responding
Less than \$51	AS, IL, IN, VA	4	7%
\$51 to \$100	AR, CO, GA, ID, LA-PN, ME, MS, NV, OH, OK, SC, SD, UT, WI, WV-PN	15	26%
\$101 to \$150	CT, FL, GU, IA, KS, MD, MI, MN, MO, NC, ND, NE, NH, NM, NY, PA, RI, TN, TX, WA, WV-RN, WY	22	39%
\$151 to \$200	AK, AL, AZ, CNMI, DE, KY, LA-RN, MT, VI, VT	10	18%
More than \$201	CA-RN, CA-VN, DC, HI, MA, OR	6	11%
No fee		0	0%

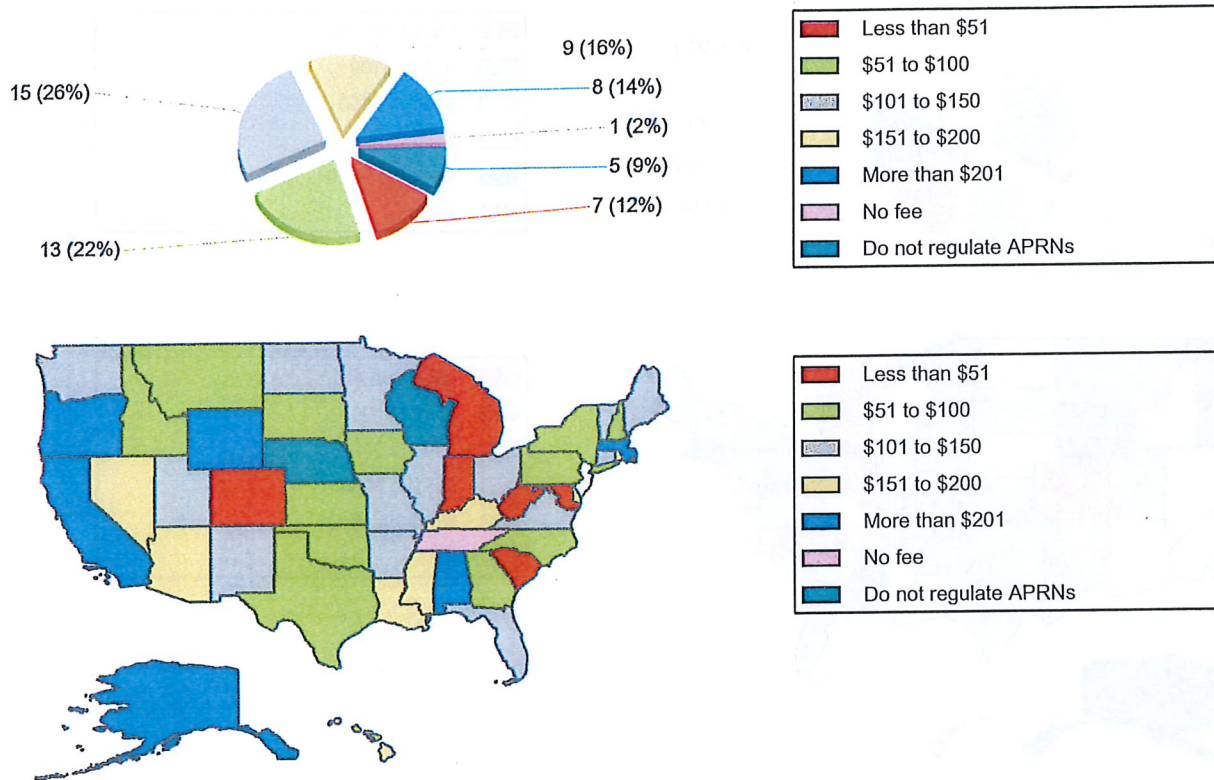
Q82. Which of the following amounts is closest to the RN/PN renewal fee (not to include CBC fee)?



*PN BONs and US Territories are not displayed on the map. For detailed information, please see the text responses below.

Responses	Jurisdictions	Number of Boards	Percentage of Boards Responding
Less than \$51	AS, CO, IN, WV-PN	4	7%
\$51 to \$100	AR, FL, GA, IA, ID, IL, KS, KY, LA-PN, ME, MN, MO, MS, MT, NC, NH, NV, NY, OH, OK, SC, SD, TN, TX, UT, WI, WV-RN	27	47%
\$101 to \$150	AL, CNMI, CT, DC, GU, MA, MD, MI, ND, NE, NM, PA, RI, VA, WA, WY	16	28%
\$151 to \$200	AK, AZ, CA-RN, DE, HI, LA-RN, OR, VI	8	14%
More than \$201	CA-VN, VT	2	4%
No fee		0	0%

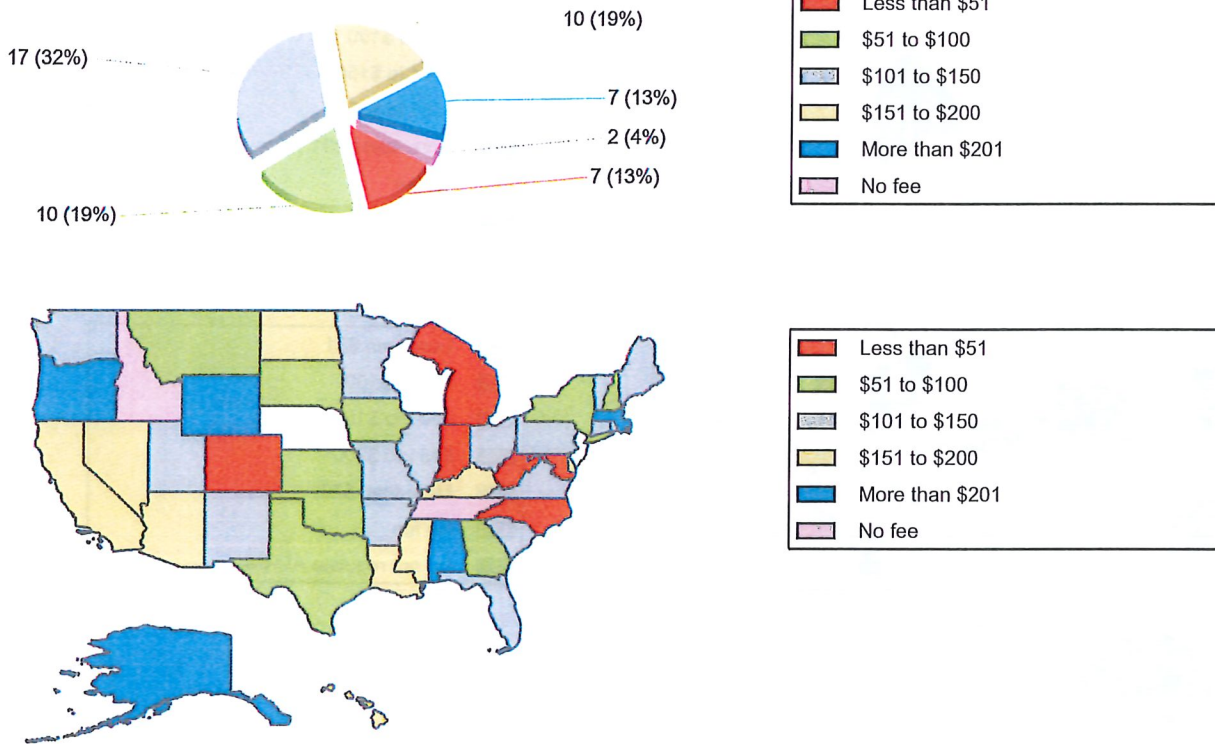
Q83. Which of the following amounts is closest to the APRN initial licensure fee (including application fee if applicable, but not to include CBC fee)?



*PN BONs and US Territories are not displayed on the map. For detailed information, please see the text responses below.

Responses	Jurisdictions	Number of Boards	Percentage of Boards Responding
Less than \$51	CO, IN, MD, MI, NE-APRN, SC, WV-RN	7	12%
\$51 to \$100	AS, GA, IA, ID, KS, MT, NC, NH, NY, OK, PA, SD, TX	13	22%
\$101 to \$150	AR, CT, FL, GU, IL, ME, MN, MO, ND, NM, OH, UT, VA, VT, WA	15	26%
\$151 to \$200	AZ, DE, HI, KY, LA-RN, MS, NV, RI, VI	9	16%
More than \$201	AK, AL, CA-RN, CNMI, DC, MA, OR, WY	8	14%
No fee	TN	1	2%
Do not regulate APRNs	CA-VN, LA-PN, NE, WI, WV-PN	5	9%

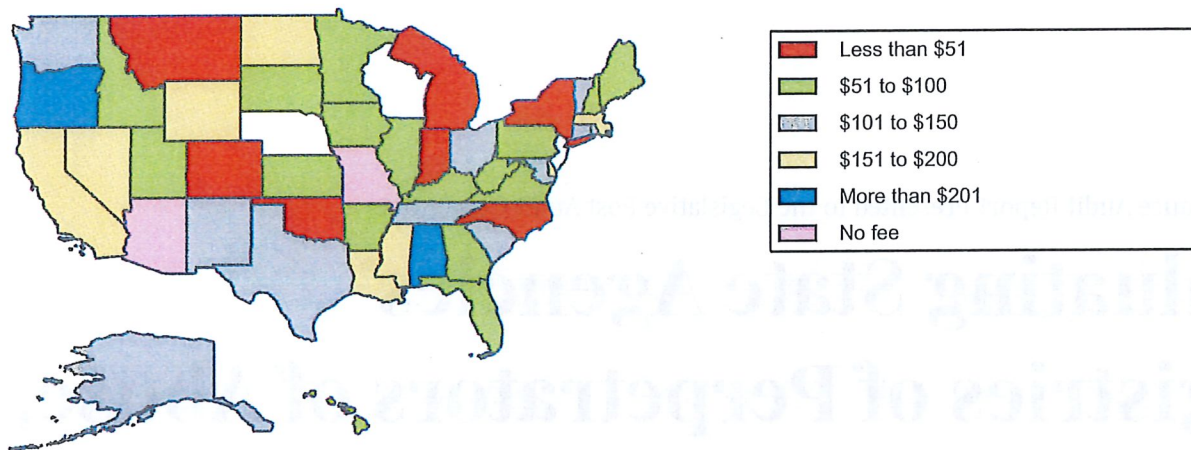
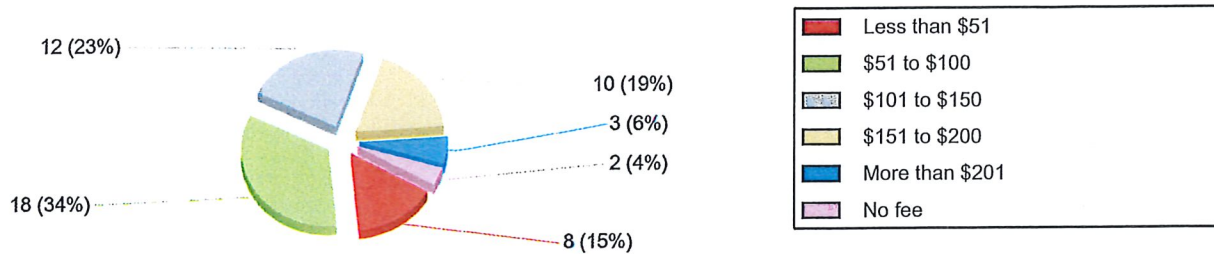
Q84. Which of the following amounts is closest to the APRN initial licensure by endorsement fee (including application fee if applicable, but not to include CBC fee)?



*PN BONs and US Territories are not displayed on the map. For detailed information, please see the text responses below.

Responses	Jurisdictions	Number of Boards	Percentage of Boards Responding
Less than \$51	CO, IN, MD, MI, NC, NE-APRN, WV-RN	7	13%
\$51 to \$100	AS, GA, IA, KS, MT, NH, NY, OK, SD, TX	10	19%
\$101 to \$150	AR, CT, FL, GU, IL, ME, MN, MO, NM, OH, PA, RI, SC, UT, VA, VT, WA	17	32%
\$151 to \$200	AZ, CA-RN, DE, HI, KY, LA-RN, MS, ND, NV, VI	10	19%
More than \$201	AK, AL, CNMI, DC, MA, OR, WY	7	13%
No fee	ID, TN	2	4%

Q85. Which of the following amounts is closest to the APRN renewal fee?



*PN BONs and US Territories are not displayed on the map. For detailed information, please see the text responses below.

Responses	Jurisdictions	Number of Boards	Percentage of Boards Responding
Less than \$51	CO, IN, MI, MT, NC, NE-APRN, NY, OK	8	15%
\$51 to \$100	AR, AS, FL, GA, HI, IA, ID, IL, KS, KY, ME, MN, NH, PA, SD, UT, VA, WV-RN	18	34%
\$101 to \$150	AK, CT, GU, MD, NM, OH, RI, SC, TN, TX, VT, WA	12	23%
\$151 to \$200	CA-RN, CNMI, DE, LA-RN, MA, MS, ND, NV, VI, WY	10	19%
More than \$201	AL, DC, OR	3	6%
No fee	AZ, MO	2	4%